



## Effect of Date Palm Wastes, Perlite and Magnesium on Growth and Flowering in Gerbera Plants (*Gerbera jamesonii* L.)

Azhar Mahdi Abdul-Sahib<sup>1\*</sup>, Mohammad Golbashy<sup>2</sup>, Jamal Ahmed Abbass<sup>3</sup>

1 Date Palm Research Center, University of Basrah, Basrah, Iraq

2 Department of Plant Production and Genetics, Faculty of Agriculture, Agricultural Sciences and Natural Resources University of Khuzestan, Ahvaz, Iran

3 Department of Horticulture and Landscaping, Faculty of Agriculture, University of Kufa, Najaf, Iraq

### ARTICLE INFO

#### Article history:

Received: 21 March 2022,

Received in revised form: 21 October 2022,

Accepted: 28 October 2022<sup>1</sup>

#### Article type:

Research paper

#### Keywords:

Culture media,

Date palm wastes,

*Gerbera jamesonii* L.,

Magnesium

### ABSTRACT

This study evaluated the effects of date palm wastes + soil (1:1 v/v), perlite + soil (1:1 v/v), and soil with no additive, along with the spraying of  $MgSO_4 \cdot 7H_2O$  at (0, 50, and 100 mg L<sup>-1</sup>) on the growth and flowering of potted gerbera. The results showed that adding date palm wastes to the soil significantly increased plant height (30.36 cm), number of leaves (6.91), branches (11.35) and suckers (3.39 per plant). Also, nitrogen, phosphorus and potassium contents in the leaves were recorded as 2.18%, 0.28%, and 2.34%, respectively. Leaf dry matter increased to 20.63%. Moreover, adding date palm wastes + soil increased chlorophyll, carbohydrates, and protein contents in the leaf to 1.76 mg g<sup>-1</sup> fresh wt., 14.14% and 13.64%, respectively. Flower stalk diameter reached 0.346 cm and the vase life increased to 12.26 days. The effect of magnesium increased plant height (27.75 cm), the number of suckers (3.05 per plant), and leaf area (136.3 cm<sup>2</sup>). Likewise, there were increases in N (1.96%), P (0.25%), and K (2.03%), chlorophyll (1.45 mg g<sup>-1</sup> fresh wt.), carbohydrate (13.27%) and protein contents (12.28%). The flower stalk diameter became thicker (0.393 cm) when increasing the concentration of the Mg treatment. Also, the effect of Mg at 100 mg L<sup>-1</sup> extended the vase life to 11.08 days. Some interactions between the media and magnesium treatments were significantly effective. The longest vase life (12.79 days) occurred in plants grown on date-palm wastes + soil, treated with 100 mg L<sup>-1</sup> of Mg.

### Introduction

Gerbera (*Gerbera jamesonii* L.) belongs to the Asteraceae family and is one of the most important, attractive, and well-known cut flowers. It is grown throughout the world and is ideal for use as a border plant, in pots, and for rock gardening. Above all, it is highly recommended for export. Gerbera is very fashionable because of its unique green features as an herb in decorative gardens and facets of interior design as a cut flower (Kanwar and

Kumar, 2008; Metwally et al., 2015).

Parthasarathy and Nagaraju (1999) stated that gerbera is an herbaceous plant that blooms in different colors. Generally known as the African-American daisy which generates very attractive smells, its demand by consumers is noteworthy in the flower industry, especially as a cut flower and as a potted plant because of its beauty. Gerbera is one of the most exquisite flowers because of its unique size, shape, and attractive colors. It can also be used in rock gardens and pot culture. The

\*Corresponding author's email: [azhar.sahib@uobasrah.edu.iq](mailto:azhar.sahib@uobasrah.edu.iq)

flower stalks are long and leafless (Das and Singh, 1989).

Organic residues have been used as common soil additives that can improve the physical properties of the soil. Their mechanism of action usually occurs by supplying nutrients that affect the soil in positive ways. The regular use of organic residues can increase the level of organic matter in the soil, thereby improving the water-holding capacity, porosity, bulk density, and drainage (Koenig and Johnson, 1999).

Samiei et al. (2005) examined the impacts of date palm and peat moss wastes on several growth traits of *Aglaonema commutatum*. The results showed that the two substrates were similar in action and effect when analyzing several plant properties. Ghehsareh et al. (2011a) reported that date-palm peat is an appropriate media for soilless culture with suitable physical and chemical properties, availability, and low cost. Panj et al. (2012) indicated that different growth media had significant effects on most of the vegetative growth features and flowering characteristics. Adding regular amounts of organic manure improved the soil quality, whereas the loss of nutrients from the organic manure into the soil was partly attributed to the slow release of nutrients from the plant residues (Reddy and Mundinamani, 2014). Finally, excessive utilization of chemical fertilizers, especially when there are no organic amendments, can pollute the surrounding environment due to the excessive leaching of nutrients (Lim et al., 2015).

Magnesium is an essential macro-element for plant growth. Its deficiency can impair regular processes of photosynthesis in the leaves and could reduce photosynthetic efficiency (Skinner and Matthews, 1990). According to Mengel and Kirkby (2001), Mg is an important element of macronutrients with several physiological functions in plants. Also, the importance of Mg in plants is largely connected to photosynthesis. It is a central element of chlorophyll and it activates enzymatic processes. Mg also favorably influences assimilation.

Plants need Mg in relatively large quantities because this element comprises 2-20% of the dry weight of a plant. Its concentration increases in meristematic tissues (IPNI, 2007). Sahi (2005) indicated that spraying gerbera plants with 2 g L<sup>-1</sup> magnesium led to an increase in the number of shoots, the number of leaves, and the leaf area, along with positive effects on flowering processes.

This research was conducted to evaluate the growth and flowering of Gerbera plants in response to the inclusion of date palm residues

and perlite in the soil. This was hypothesized as an important strategy for soil amendments that can contribute to environmental sustainability. Growth was also examined in response to spraying magnesium onto the plants for the importance of magnesium in gerbera nutrition and because of the close association between magnesium and chlorophyll which is involved in the biosynthesis of assimilates in photosynthesis.

## Material and Methods

The experiment was conducted at the Center of Date-Palm Research, University of Basrah (2018 and 2019). The aim was to examine the effects of three different growth media, i.e. date-palm wastes + soil (1:1 v/v), perlite (particle size in the range of 1 mm) + soil (1:1 v/v), and soil only (Table 1 and Table 2). Three concentrations of magnesium (MgSO<sub>4</sub>·7H<sub>2</sub>O) were applied (i.e., 0, 50, and 100 mg L<sup>-1</sup>) on *G. jamesonii* plants.

Healthy 15-day-old seedlings of gerbera (cv. "Sweet smile") were brought from a nursery in Baghdad and the three types of growth media were amended with date palm wastes. The wastes were gathered from the field and were chopped into small sizes and stored in plastic bags for controlling moisture and temperature. Four g kg<sup>-1</sup> from each urea and superphosphate fertilizer were added to allow the start of fermentation. These bags were placed at warm temperatures (25 to 30 °C). Several openings were made on the bags for gaseous exchange. Every week, for one month, these materials were mixed and put into the bags again to assure a similar mix. Their moisture was monitored and constantly adjusted to 55%. Then, the bags were closed (Ghehsareh et al., 2011b). Four-liter plastic pots were filled with each of the three growing media, separately, as similar quantities of organic fertilizer were added to all pots. The seedlings were transplanted in the pots and were watered at field capacity limits as described by (Black, 1965). Two weeks after the transplanting process, magnesium solutions were prepared as described in the available literature (Anonymous, 2011). Then, the 30-day-old seedlings were sprayed with the said solutions, whereas distilled water was used for control plants. Spraying was repeated after another two weeks. Data were recorded when the first flower on the plant began to show color (Mateen et al., 2020) and included plant height, number of branches, number of suckers, number of leaves, and average leaf area. Eight mature leaves from each treatment (+ a piece of 1 cm<sup>2</sup> paper) were dried in an electric oven at 22 °C, until the weight was constant and leaf area was calculated according to the following equation:

leaf area =  $G * S / g$ , as G = leaf weight, S = the area of the piece of paper and g = the paper's weight (Dvorinic, 1965). Also, dry matter in the leaves, as well as fresh and dry leaf weight were evaluated. Total chlorophyll content was estimated in the leaves according to Goodwin (1976). Carbohydrates in the leaves were estimated as described by Du Bois et al. (1956). Nitrogen content in the leaves was estimated according to Jackson (1958). Phosphorus and

potassium were evaluated using a spectrophotometer (EMC LAB V-1100 Digital Spectrophotometer), while a flame photometer (FP8800) was used for the determination of potassium content (Page et al., 1982). Protein content in leaves was evaluated according to procedures of the A.O.A.C. (1970) by the following equation.

$$\text{Protein} = \text{N} \% \times 6.25.$$

**Table 1.** Chemicals and physical properties of the soil, perlite, and date palm wastes

Media	Properties	Values
Soil	pH	7.8
	Electric conductivity	2.42 ds m <sup>-1</sup>
	Total Nitrogen	0.11 mg kg <sup>-1</sup>
	Available Phosphorus	0.07 Cmol kg <sup>-1</sup>
	Potassium	0.88 mg kg <sup>-1</sup>
	Organic matter	22.97 g kg <sup>-1</sup>
	Sand	848.70
	Silt	119.20
	Clay	32.10
	Texture	Loamy sand
Perlite	pH	7.6
	Electric conductivity	0.38
Date palm wastes	pH	6.5
	Electric conductivity	2.00 ds m <sup>-1</sup>
	Total Nitrogen	2.57 %
	Available Phosphorus	0.23 %
	Potassium	1.29 %

**Table 2.** Typical chemical properties of perlite and the percentages of its constituents

Element composition %			Chemical composition %		
Silicon	Si	33.8	Silicon dioxide	SiO <sub>2</sub>	72.08
Aluminum	Al	7.2	Alumina	Al <sub>2</sub> O <sub>3</sub>	12.92
Potassium	K	3.5	Titanium dioxide	TiO <sub>2</sub>	0.90
Sodium	Na	3.4	Iron oxide	Fe <sub>2</sub> O <sub>3</sub>	1.50
Iron	Fe	0.6	Magnesium oxide	MgO	0.63
Calcium	Ca	0.6	Quick lime	CaO	0.88
Magnesium	Mg	0.2	Caustic soda	Na <sub>2</sub> O	3.76
Mica	-	0.2	Potassium oxide	K <sub>2</sub> O	4.33
Oxygen	O	47.5	Bound water	H <sub>2</sub> O	3.0

(Samar and Saxena, 2016)

Several parameters of the flowers were recorded, including the number of days to first flowering, number of flowers, flower diameter (cm), flower stalk diameter (cm), and stalk length (cm). These

were measured using a German Vernier Caliper (0.02 mm). After the flower fresh weight (g) was measured, the flowers were placed in an aerated oven at 70 °C for 48 h until the weight reached a

constant value. Vase life was measured on eight fully-opened flowers, taken randomly from each treatment, as they were collected early in the morning and placed in glass jars containing deionized water at room temperature ( $25 \pm 2$  °C). Vase life was determined by counting the number of days until senesced petals became unacceptable for exhibition (Iordachescu and Verlinden, 2005; Al-Abbasi et al., 2015). The trial was a factorial experiment, adopted in a completely randomized block design (R.C.B.D.) with four replications (AL-Rawi and Khalaf-Alla, 2000). Mean values were compared via the least significant differences RLSD test (0.05). Statistical analysis was done by GenStat 7.2 (2007).

## Results

Date palm wastes + soil (M1) had the most optimal effect on vegetative growth parameters (i.e. plant height, number of leaves, number of branches, and number of suckers), thereby having significant differences compared to the effects of other treatments (Table 3). The results also revealed that spraying magnesium solutions

enhanced the values of plant height, number of suckers, and leaf area. This treatment was followed by M2 (perlite + soil), whereas minimum values were recorded in response to M3 (soil).

Some interactions significantly increased plant height, number of leaves, number of branches, number of suckers, and leaf area to reach maximum values (34.10 cm, 7.57 leaves per plant, 12.61 branches per plant, 3.84 suckers per plant and 165.9 cm<sup>2</sup> as leaf area, respectively). These values were maximum in plants grown on date palm wastes + soil and, also, in the soil-only media when treated with Mg3. Minimum values, however, were found in response to M3 (soil) when treated with Mg3. In effect, the plant height, the number of leaves, and the number of branches increased to 22.23 cm, 4.47, and 8.16, respectively. Meanwhile, the minimum average number of suckers (1.38) was recorded in plants grown on soil-only + Mg0 spray. The minimum leaf area (89.9 cm<sup>2</sup>) was observed in plants grown on perlite + soil, and which received the Mg2 spray.

**Table 3.** Effect of date palm wastes + soil, perlite + soil, soil-only, and magnesium on some vegetative growth parameters of *Gerbera jamesonii*

Treatment		Plant height (cm)	No. of leaves per plant	No. of branches per plant	No. of suckers per plant	Leaf area (cm <sup>2</sup> )	
Date palm wastes + soil (M1)		30.36	6.91	11.35	3.39	125.2	
Perlite + soil (M2)		26.19	5.46	10.52	2.64	123.8	
soil only (M3)		23.83	4.99	9.87	1.94	126.7	
L.S.D. ( $P \leq 0.05$ )		1.992	1.016	0.882	0.136	16.66	
Mg concentration (mg L <sup>-1</sup> )	Mg0	25.65	5.73	11.15	2.29	109.6	
	Mg1	26.97	5.76	10.31	2.62	129.7	
	Mg2	27.75	5.87	10.28	3.05	136.3	
L.S.D. ( $P \leq 0.05$ )		1.992	1.016	0.882	0.136	16.66	
Growth Media X Mg con. (mg L <sup>-1</sup> )	M1	Mg0	26.19	6.03	10.74	2.95	97.8
		Mg1	30.79	7.12	10.70	3.38	111.8
		Mg2	34.10	7.57	12.61	3.84	165.9
	M2	Mg0	25.09	5.76	11.80	2.54	161.0
		Mg1	26.56	5.04	9.68	2.57	89.9
		Mg2	26.91	5.56	10.08	2.79	120.4
	M3	Mg0	25.68	5.40	10.91	1.38	129.9
		Mg1	23.57	5.10	10.54	1.92	127.5
		Mg2	22.23	4.47	8.16	2.51	122.6
L.S.D. ( $P \leq 0.05$ )		3.451	1.761	1.528	0.236	28.85	

An analysis of variance revealed that the effect of growth media was significant on nitrogen, phosphorus, and potassium contents in *Gerbera* plant leaves, with the highest values of nitrogen, phosphorus, and potassium, i.e. 2.18, 0.28, and 2.34%, respectively, which were obtained in

response to M1. Meanwhile, the lowest values (1.44, 0.18, and 1.36%, respectively) occurred in response to M3. Regarding the magnesium effect on N, P, and K contents, the three macro elements in leaf tissue increased significantly when the magnesium concentration was raised (Table 4).

**Table 4.** Effect of date palm wastes + soil, perlite + soil, soil-only, and magnesium on nitrogen, phosphorus, and potassium contents in the leaves of *Gerbera jamesonii*

Treatment	N%	P%	K%
Date palm wastes + soil (M1)	2.18	0.28	2.34
Perlite + soil (M2)	1.85	0.22	1.99
Soil (M3)	1.44	0.18	1.63
L.S.D. ( $P \leq 0.05$ )	0.062	0.009	0.079
Mg0	1.67	0.21	1.74
Mg concentration (mg L <sup>-1</sup> ) Mg1	1.84	0.23	1.92
Mg2	1.96	0.25	2.03
L.S.D. ( $P \leq 0.05$ )	0.062	0.009	0.079

Statistical analysis also showed that the interaction between the two factors significantly affected the absorption of these macro elements, since some treatment combinations resulted in far greater contents of nitrogen, phosphorus, and potassium, compared to the control. The maximum values of nitrogen, phosphorus, and potassium were 2.33, 0.32, and 2.42%, respectively, which were recorded in plants grown on date palm wastes + soil, and were sprayed with 100 mg L<sup>-1</sup> magnesium. On the other hand, the minimum values of the three macro elements (1.25, 0.17, and 1.24%), respectively, were observed in plants that grew on soil-only medium and which were sprayed with distilled water (Fig. 1, Fig. 2, and Fig. 3).

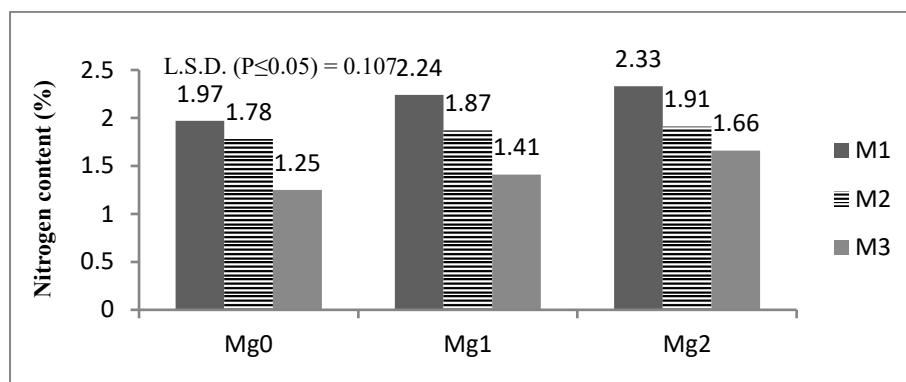
Table 5 clearly shows variations in the chemical composition of gerbera leaves which occurred when adding date palm wastes and perlite. In particular, the chlorophyll content, carbohydrates, and protein contents were increased significantly in plants grown on M1, compared to the ones grown on M2. Spraying with magnesium at 50 or 100 mg L<sup>-1</sup> significantly improved chlorophyll content, carbohydrates, and protein content in the leaves. Some treatment combinations had significant effects on these parameters too, so the maximum values of chlorophyll, carbohydrates, and protein contents were 1.89 mg g<sup>-1</sup> fresh wt., 14.83%, and 14.58%, respectively, in plants grown on M1 that were sprayed with 100 mg L<sup>-1</sup> magnesium.

Also, the growth of gerbera plants on date palm wastes + soil led to significant increases in the dry matter of leaves, whereas perlite + soil did not cause such a significant increase, even when combined with the magnesium treatment. On the other hand, the treatment combination of M1+Mg2 caused the most significant increase (21.27%) in leaf dry matter. As for the C/N ratio, the soil (M3) treatment yielded significant

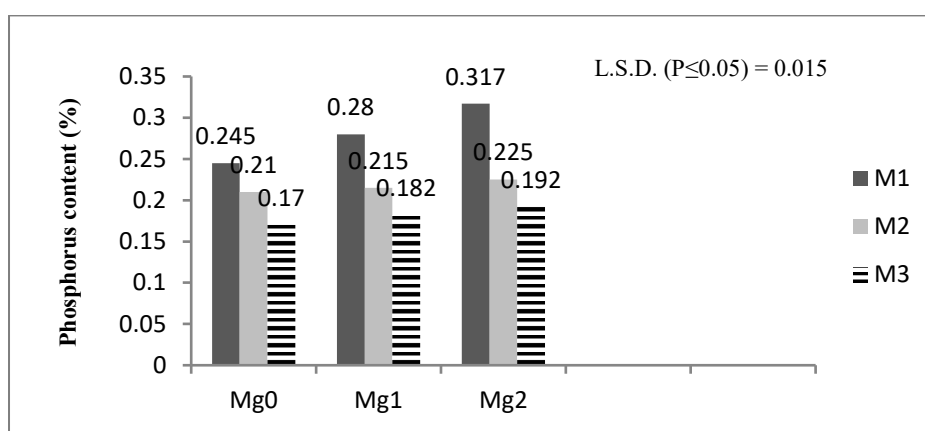
results. Some treatment combinations led to significant differences. For instance, the C/N ratio reached 8.80 in plants of the M3Mg0 treatment, resulting in the greatest value of C/N ratio.

From Table 6, it is evident that the M1 treatment (date palm wastes + soil) significantly increased the number of flowers per plant in comparison with the effect of M2 (perlite + soil) and M3 (soil-only). The effect of M2 was not significant on the results, even when spraying with Mg. On the other hand, the interaction between the two factors significantly affected the number of flowers, since the maximum value (11.96) occurred in response to M1+Mg1. In the case of flower diameter and stalk length, plants grown on M1 and M2 failed to show significant differences as compared to the soil-only treatment, and similar results were recorded in other Mg gradients. The highest significant values of flower diameter (12.06 cm) were found in plants grown on M1, sprayed with Mg2. Nonetheless, in the case of stalk length, the highest value (30.05 cm) was recorded in response to M2+Mg0.

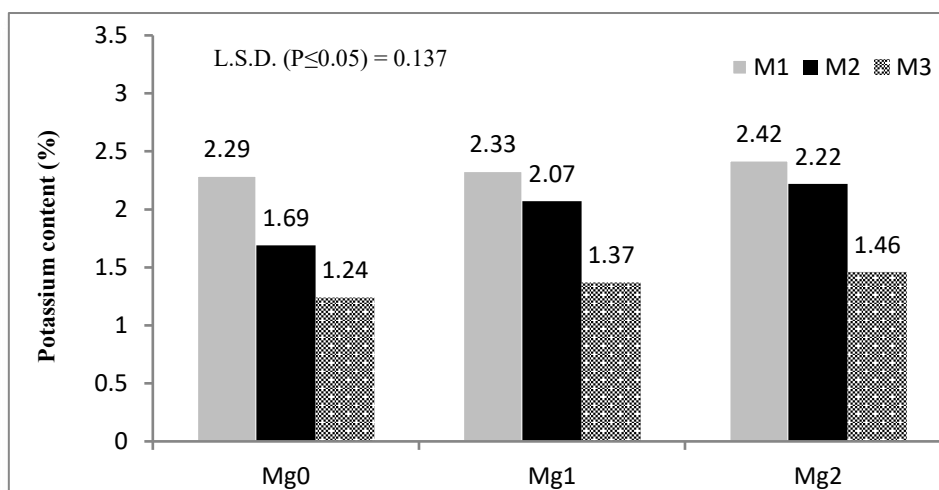
Date palm wastes and perlite (M1 and M2) significantly enhanced the flower stalk diameter. In this regard, the effect of M1 significantly exceeded that of M2, and all magnesium treatments were found to be significant, as well as some treatment combinations. The M2Mg0 resulted in a flower-stalk diameter of 0.368 cm which was the highest value recorded. Regarding both fresh and dry weights of the flowers, the growth media and magnesium had insignificant effects. At the same time, some treatment combinations were significantly effective in increasing the fresh and dry weights of flowers. The M2Mg0 led to a fresh weight value of 11.73 g which was the highest, while the M1Mg2 caused the highest dry weight (4.327 g).



**Fig. 1.** Effect of treatment combinations among date palm wastes + soil, perlite + soil, soil-only, and magnesium on nitrogen content (%) in *Gerbera jamesonii* leaves. M1= date palm wastes + soil, M2 = perlite + soil, M3 = soil only Mg0, Mg1, and Mg2 = magnesium concentration



**Fig. 2.** Effect of treatment combinations of date palm wastes + soil, perlite + soil, soil-only, and magnesium on phosphorus content (%) in *Gerbera jamesonii* leaves. M1= date palm wastes + soil, M2= perlite + soil, M3 = soil only Mg0, Mg1, and Mg2 = magnesium concentration



**Fig. 3.** Effect of treatment combinations of date palm wastes + soil, perlite + soil, soil-only, and magnesium on potassium content (%) in *Gerbera jamesonii* leaves. M1 = date palm wastes + soil, M2 = perlite + soil, M3 = soil only Mg0, Mg1, and Mg2 = magnesium concentration

**Table 5.** Effect of date palm wastes + soli, perlite + soil, soil-only, and magnesium on chemical compositions in leaf tissues of *Gerbera jamesonii*

Treatment		Chlorophyll Mg g <sup>-1</sup> . fresh wt.	Dry matter %	Carbohy drates%	Protein %	C/N	
Date palm wastes + soil (M1)		1.76	20.63	14.14	13.64	6.49	
perlite + soil (M2)		1.43	16.10	12.78	11.56	6.91	
soil (M3)		0.87	14.73	11.38	9.00	8.03	
L.S.D. ( $P \leq 0.05$ )		0.046	2.793	0.222	0.384	0.398	
Mg concentration (mg L <sup>-1</sup> )	Mg0	1.19	17.89	12.23	10.43	7.02	
	Mg1	1.33	16.25	12.81	11.50	7.11	
	Mg2	1.54	16.31	13.27	12.28	6.80	
L.S.D. ( $P \leq 0.05$ )		0.046	2.793	0.222	0.384	0.398	
Growth media X Mg concentration (mg L <sup>-1</sup> )	M1	Mg0	1.64	19.68	13.41	12.33	6.80
		Mg1	1.74	20.93	14.18	14.02	6.32
		Mg2	1.89	21.27	14.83	14.58	6.36
	M2	Mg0	1.25	19.95	12.38	11.13	6.96
		Mg1	1.44	14.45	12.89	11.66	6.91
		Mg2	1.60	13.89	13.08	11.91	6.87
	M3	Mg0	0.67	17.05	10.91	7.83	8.80
		Mg1	0.83	13.37	11.35	8.83	8.11
		Mg2	1.12	13.77	11.89	10.34	7.19
L.S.D. ( $P \leq 0.05$ )		0.079	3.106	0.385	0.666	0.690	

**Table 6.** Effects of date palm wastes + soil, perlite + soil, soil-only, and magnesium on some flowering parameters of *Gerbera jamesonii*

Treatment		No. of Flowers per Plant	Flower diameter (cm)	Stalk length (cm)	Stalk Diameter (cm)	Flower fresh wt. (g)	Flower dry wt. (g)	
Date palm wastes + soil (M1)		11.18	11.11	23.86	0.346	10.04	3.388	
perlite + soil (M2)		10.18	10.55	24.75	0.306	10.38	3.253	
soil (M3)		9.32	10.43	21.25	0.262	9.79	3.014	
L.S.D. ( $P \leq 0.05$ )		0.994	0.949	3.971	0.022	0.862	0.991	
Mg concentration (mg L <sup>-1</sup> )	Mg0	10.46	11.10	25.22	0.338	10.65	2.600	
	Mg1	10.43	10.27	22.68	0.383	9.49	2.759	
	Mg2	9.80	10.72	21.96	0.393	10.07	3.297	
L.S.D. ( $P \leq 0.05$ )		0.994	0.949	3.971	0.022	0.862	0.991	
Growth media X Mg concentration (mg L <sup>-1</sup> )	M 1	Mg0	10.34	10.21	21.08	0.325	9.97	3.237
		Mg1	11.96	11.07	23.67	0.355	9.83	2.600
		Mg2	11.25	12.06	26.84	0.358	10.33	4.327
	M 2	Mg0	10.66	11.55	30.05	0.368	11.73	3.803
		Mg1	9.77	9.11	22.45	0.280	9.45	2.890
		Mg2	10.12	11.01	21.74	0.270	9.97	3.067
	M 3	Mg0	10.36	11.56	24.53	0.323	10.25	3.760
		Mg1	9.55	10.62	21.91	0.243	9.19	2.787
		Mg2	8.03	9.10	17.32	0.220	9.92	2.495
L.S.D. ( $P \leq 0.05$ )		1.722	1.645	6.879	0.038	1.493	0.850	

The effects of culture media and magnesium on the vase life of gerbera flowers are presented in Table 7. A significant increase was observed when plants were grown on date palm wastes + soil, which made the vase life 12.26 days. Also, the

application of 100 mg. L<sup>-1</sup> of Mg increased the vase life significantly to 11.08 days. Meanwhile, the longest vase life (12.79 days) was found in response to the effect of 100 mg. L<sup>-1</sup> Mg on plants grown on date palm wastes + soil.

**Table 7.** Effects of date palm wastes + soil, perlite + soil, soil-only, and magnesium on the vase life (days) of gerbera flowers

Treatment		Vase life (day)	
Date palm wastes + soil (M1)	Date palm wastes + soil (M1)	12.26	
perlite + soil (M2)	perlite + soil (M2)	10.37	
soil (M3)	soil (M3)	8.65	
L.S.D. ( $P \leq 0.05$ ) = 0.259			
Mg concentration (mg L <sup>-1</sup> )	Mg0	9.73	
	Mg1	10.47	
	Mg2	11.08	
L.S.D. ( $P \leq 0.05$ ) = 0.259			
Growth media X Mg concentration (mg L <sup>-1</sup> )	M1	Mg0	11.61
		Mg1	12.40
		Mg2	12.79
	M2	Mg0	9.50
		Mg1	10.42
		Mg2	11.19
	M3	Mg0	8.10
		Mg1	8.60
		Mg2	9.25
L.S.D. ( $P \leq 0.05$ ) = 0.450			

M1 = date palm wastes + soil, M2= perlite + soil, M3 = soil-only  
Mg0, Mg1, and Mg2 = magnesium concentrations

## Discussion

Like any other living organism, a plant needs to receive adequate quantities of requirements for its life cycle, e.g. water, nutrients, CO<sub>2</sub> and light. Although there are many variations in the types and amounts of these requirements among different organisms and plants, potted plants need adequate amounts of water. Pots have limited space to grow which should be considered when managing growth media. Using date palm wastes as soil amendment significantly improved the vegetative growth indicators (Table 3). The reason for these optimal performances in the vegetative growth of gerbera, as a result of adding date palm wastes, was probably the high organic matter content in organic wastes, which would have increased the water and nutrient holding capacity of the medium, and improved water utilization capacity of the plant. Also, adding plant wastes to the soil enhanced the activation of microorganisms, promoted the joining of soil particles, and then improved its structure which finally resulted in good plant growth. The effectiveness of this treatment was followed by that of M2 (perlite + soil), based on the ability of perlite to preserve moisture. Regarding the effectiveness of magnesium in improving the vegetative growth of gerbera, enzyme activation

was facilitated and involved more CO<sub>2</sub> fixation in the Calvin cycle, thereby increasing the amount of assimilates for vegetative growth (Devlin and Witham, 1983). Similar results were reported by Abbass et al. (2013) in a study on *Ruscus* plants (*Ruscus sp.*).

The highest significant values recorded for nitrogen, phosphorus, and potassium contents in gerbera leaves (Table 4) when grown on date palm wastes + soil may be due to their higher availability in the media, in addition to the advances in phosphorus absorption. These results are in agreement with those in the available literature (Karama and Manwan, 1990). In the same table, the three macro elements increased significantly in the leaf tissue when a higher magnesium concentration was applied. This was related to the fact that the vital processes of nitrogen are affected by magnesium. For instance, it participates in the process of nitrate reduction in plants (Mengel and Kirkby, 2001)

As for the results presented in Fig. 1, Fig. 2, and Fig. 3, concerning the significant effects of the treatments on the absorption of the three macro elements (N, P, and K) by plants, their interference actions between the two factors caused far greater contents, compared to control plants. This



can be explained by the significant increase in vegetative growth indicators (Table 3) which increased the absorption of these ions.

In Table 5, increases in the chlorophyll content, carbohydrates, and protein contents of gerbera leaves were observed by the effect of adding date palm wastes, which resulted from the high concentrations of nitrogen, phosphorus, and potassium contents in the plants (Table 4). When applying magnesium solutions, a significant increase occurred in chlorophyll content, carbohydrates, and protein content in the leaves. The increase was related to the role of magnesium in the synthesis of chlorophyll molecules. The role of this element is known to be in the activation of many enzymes associated with carbohydrate metabolism, including hexokinase, glucokinase, galactokinase, and fructokinase, along with the role of magnesium in proteins. Also, it acts as an activator of the enzymes involved in nucleic acids and works to stabilize ribosomes which are important for protein synthesis. Thus, its deficiency works to separate those ribosomes into smaller units (Mengel and Kirkby, 2001). The chemical composition in gerbera leaves was also characterized by some treatment combinations that had significant effects on some chemical indicators in gerbera. As a matter of fact, nutrient availability is one of the most important factors that can influence the suitability of organic substrates for plant growth and development (Caballero et al., 2007). These results are in agreement with those reported by Abdul-Sahib et al. (2021) as they found that chlorophyll content, total soluble carbohydrates, and protein contents increased significantly in the leaves of *Delphinium ajacis* when grown on date palm residues.

The enhancement in flowering growth and quality (Table 6, Fig. 1, and Fig. 2) were observed in plants grown on date palm wastes + soil, or perlite + soil. This observation resulted from the significant increase in vegetative growth (Table 3) when the numbers of leaves, branches, and suckers were higher. Also, flowering indicators were higher as a result of the carbohydrate content in the leaves (Table 5) which resulted in better flowering production than that in control plants. On the other hand, the plant height, number of suckers, and leaf area were significantly modified when spraying magnesium solutions at higher concentrations (Table 3). Similarly, the increase occurred when applying treatments that affected flowering indicators and vase life.

According to Sanwal et al. (2017), several suitable growth media are known to improve soil porosity and the activity of soil enzymes, e.g. acid

phosphatase, dehydrogenase and protease, BAA, and CO<sub>2</sub> production. The said parameters are indices of enhanced biological activity in the soil, possibly due to the enrichment of soil organic matter. In this regard, Saad and El-Kholy (2000) stated that foliar application with magnesium sulfate increased the net assimilation rates, yield, and crude protein content of plants. This might be attributed to the improvement in the overall nutritional environment in the root zone, along with improvements in the physical, chemical, and biological properties of the soil (Masciandaro et al., 1997). These results are in agreement with those reported by Awang et al. (2009) in that suitable growth substrates are essential for flower quality and production, as they can affect the development and maintenance of plant root systems. Also, Verdonck and Gabriels (1992) reported that substrates can be suitable or unsuitable, depending on the nature and physiology of plants that are grown on them. High-quality substrates with proper physical and chemical properties can produce high yields and excellent plant quality. Correspondingly, selecting an optimal substrate among various materials is a vital step toward plant productivity (Olympios, 1992).

## Conclusion

The addition of date palm wastes or perlite to the soil improved gerbera growth and flowering. A significant increase in some growth and flowering parameters took place when spraying the magnesium solution (100 mg L<sup>-1</sup>). The longest vase life (12.79 days) occurred in plants grown on date-palm wastes + soil, along with the treatment of 100 mg L<sup>-1</sup> of Mg.

## Acknowledgments

The authors would like to thank the learned reviewers for their useful comments on the quality of this manuscript.

## Conflict of interest

The authors indicate no conflict of interest for this work.

## References

- Abbass JA, Abdul-Sahib AM, Al-Zurfi MTH. 2013. Effect of spraying with various concentrations of *Glycyrrhiza glabra* L. extract and magnesium sulfate on growth parameters of *Ruscus* plant (*Ruscus spp.*) in Basrah governorate. International Journal for Sciences and Technology 8(1), 80-90 (In Arabic).
- Abdul-Sahib AM, Abbass JA, Al-Zurfi MTH. 2021. Effect of organic residues and boric acid on growth and flowering parameters of rocket larkspur *Delphinium ajacis* L. Indian Journal of Ecology 48, Special Issue 17,

66-70.

AL-Abbasi SHA, Abdul-Sahib AM, Abbass JA, Al-Zurfi MTH. 2015. Effect of spraying thiamin and salicylic acid on growth and flowering of *Zinnia elegans* L. *Advances in Agriculture and Botany Bioflux* 7(1), 44-50.

AL-Rawi KM, Khalaf- Alla. 2000. Design and analysis of agricultural experiments. College of Agriculture and Forestry. University of Mosul, Iraq. (In Arabic).

Anonymous 2011. Basic concepts of preparing solutions "Your Safer Source for Science Supplies" Laboratory Solution Preparation. <https://www.snc.edu/chemicalhygiene/docs/labsafety/SolutionPrep>

AOAC. 1970. Official methods of analysis. 11th ed. Association of Official Analytical Chemists. USA.

Awang Y, Shaharom AS, Mohamad RB, Selamat A. 2009. Chemical and physical characteristics of cocopeat-based media mixtures and their effects on the growth and development of *Celosia cristata*. *American Journal of Agricultural and Biological Sciences* 4, 63-71. <http://dx.doi.org/10.3844/ajabssp.2009.63.71>

Black CA, Evans DD, White JL, Ensminger LE, Clark FE. 1965. Methods of soil analysis. Part 1, No. 9. American Society of Agronomy Madison, Wisconsin, USA.

Caballero R, Ordovas J, Pajuelo P, Carmona E, Delgado A. 2007. Iron chlorosis in gerbera is related to the properties of various types of compost used as growing media. *Communications in Soil Science and Plant Analysis* 38, 2357-2369.

Cantliffe D, Shaw JN, Jovicich E, Rodriguez JC, Secker I, Karchi Z. 2001. Passive ventilated high-roof greenhouse production of vegetables in a humid mild winter climate. *Acta Horticulturae* 559, 515-520.

Das P, Singh PKS. 1989. Gerbera. In: Bose TK, Yadav LP. (eds.), *Commercial Flowers*. Calcutta (Kolkata), Naya Prokash, 601-622.

Devlin RM, Witham F. 1983. *Plant Physiology*. 4th ed. Available online

<https://openlibrary.org/>

Du Bois M, Gilles KA, Hamilton JK, Rebers PA, Smith F. 1956. Colorimetric method for the determination of sugars and related substances. *Analytical Chemistry* 28(3), 350-356.

Dvorinic V. 1965. *Lucrări practice de ampelografie*. Editura Didactică și Pedagogică, București, RS. Romania, 1-15.

GenStat (2007). Seventh Edition (DE3), Service Pack 1, Version.

Ghehsareh AM, Borji H, Jafarpour M. 2011a. Effect of some culture substrates (date-palm peat, cocopeat, and perlite) on some growing indices and nutrient elements uptake in greenhouse tomatoes. *African Journal of Microbiology Research* 5(12), 1437-1442.

Ghehsareh AM, Samadi N, Borji H. 2011b. Comparison of date-palm wastes and perlite as growth substrates

on some tomato growing indexes. *African Journal of Biotechnology* 10(24), 4871-4878.

Goodwin TW. 1976. *Chemistry and Biochemistry of Plant Pigments*. 2nd ed. Academic Press. N.Y. San Francisco. USA. 373.

Iordachescu M, Verlinden S. 2005. Transcriptional regulation of three EIN3-like genes of carnation *Dianthus caryophyllus* L. cv. "Improved White Sim" during flower development and upon wounding, pollination, and ethylene exposure. *Journal of Experimental Botany* 56(418), 2011-2018.

International Plants Nutrition Institute (IPNI). 2007. An introduction to magnesium.

<http://www.ppic.org/ppiwed/nwindia.nsf>

Jackson ML. 1958. *Soil Chemical Analysis* Prentice. Hall and Englewood, Cliffs N.T. USA.

Kanwar J, Kumar S. 2008. In vitro propagation of gerbera – a review. *Horticultural Science (Prague)* 35, 35-44.

Karama AS, Manwan I. 1990. Penggunaan pupuk organik padatanaman pangan makalah pada lokakarya Nasional efisiensi penggunaan pupuk, Cisarua Bogor, 44.

Koenig R, Johnson M, 1999. Selecting and using organic fertilizers. Utah State University. Cooperative Extension. HG-510. 6.

Lim SL, Wu TY, Lim PN, Shak KPY. 2015. The use of vermicompost in organic farming: an overview of the effects on soil and economics. *Journal of the Science of Food and Agriculture* 95(6), 1143-1156. <https://doi.org/10.1002/jsfa.6849>

Masciandaro G, Ceccanti B, Garcia C. 1997. Changes in soil biochemical and cracking properties induced by "living mulch" systems. *Canadian Journal of Soil Science* 77(4), 579-587.

Mateen YIA, Salih KZ, AL-Fatlawi KAI, Mohammed AA, Lateef A, All-Kalefa K. 2020. Effect of culture media and different levels of potassium fertilizer on the growth and flowering of *Dianthus caryophyllus* L. *International Journal of Agricultural and Statistical Sciences* 16, 1275-1280.

Mengel K, Kirkby EA. 2001. *Principles of Plant Nutrition*, 5th Ed., Kluwer Academic Publishers. Ed., 849.

Metwally SA, Awad AERE, Abou-Leila BH, Tayeb TAAEI, Habba IE. 2015. Studies on the effect of gamma, laser irradiation, and progesterone treatments on gerbera leaves. *European Journal of Biophysics* 3(6), 43-50.

Olympios CM. 1992. Soilless media under protected cultivation: rockwool, peat, perlite and other substrates. *Acta Horticulturae* 323, 215-235.

Page AL, Miller RH, Keeny DR. 1982. *Methods of soil analysis*. Part 2, 2nd ed., Madison, Wisconsin, USA, 1159.

Panj FG, Kumari S, Parmar PB. 2012. Effect of growing media on growth, yield, and quality of gerbera (*Gerbera*

*jamesonii* Bolus Ex Hooker F.) under protected culture. International Journal of Agricultural and Statistical Sciences 8, 275-282.

Parthasarathy VA, Nagaraju V. 1999. In vitro propagation in *Gerbera jamesonii* Bolus. Indian Journal of Horticulture 56, 82-85.

Reddy SV, Mundinamani SM. 2014. An economic analysis of organic farming systems in the Karnataka State of India: a key for diversification of farm enterprise. International Journal of Agricultural and Statistical Sciences 10, 533-539.

Saad AOM, El-Kholy MA. 2000. Response of some faba beans to phosphorus and magnesium fertilization. Egyptian Journal of Agronomy 19-32.

Sahi BA. 2005. Physiological study on growth and production of gerbera (*Gerbera jamesonii* L.). Ph.D. thesis. Faculty of Agriculture. Baghdad University, Iraq (In Arabic).

Samar M, Saxena S. 2016. Study of chemical and physical properties of perlite and its application in India. International Journal of Science Technology and

Management 5(4), 70-80.

Samiei L, Khalighi A, Kafi M, Samavat S, Arghavani M. 2005. An investigation of substitution of peat moss with palm tree celluloid wastes in growing aglaonema (*Aglaonema commutatum* cv. "Silver Queen"). Iranian Journal of Agriculture Science 36, 503-510 (In Persian).

Sanwal RC, Yogesh S, Reager ML, Dotaniya ML. 2017. Effect of vermicompost, nitrogen, and phosphorus on growth, yield, and quality of coriander. International Journal of Agricultural and Statistical Sciences 13(2), 683-691.

Skinner PW, Matthews MA. 1990. A novel interaction of magnesium translocation with the supply of phosphorus to roots of grapevine (*Vitis vinifera* L.). Plant, Cell and Environment 13, 821-826.

Verdonck O, Gabriels R. 1992. A reference method for the determination of the physical properties of plant substrates. II. Acta Horticulturae 302, 169-179.

**COPYRIGHTS** ©2021 The author(s). This is an open access article distributed under the terms of the Creative Commons Attribution (CC BY 4.0), which permits unrestricted use, distribution, and reproduction in any medium, as long as the original authors and source are cited. No permission is required from the authors or the publishers



