



## Extending Shelf Life of Mandarin Fruit using Pomegranate Peel Extract

Vida Fozi<sup>1</sup>, Mehdi Hosseinfarahi<sup>2,4\*</sup>, Foroud Bagheri<sup>1,4</sup> and Azam Amiri<sup>3</sup>

1. Department of Food Science, Yasooj Branch, Islamic Azad University, Yasooj, Iran

2. Department of Horticultural Science, Yasooj Branch, Islamic Azad University, Yasooj, Iran

3. Department of Horticultural Science, Faculty of Agriculture, Shahid Chamran University of Ahvaz, Ahvaz, Iran

4. Sustainable Agriculture and Food Security Research Group, Yasooj Branch, Islamic Azad University, Yasooj, Iran

### ARTICLE INFO

#### Article history:

Received: 6 July 2020,

Received in revised form: 6 May 2021,

Accepted: 27 June 2021

#### Article type:

Research paper

#### Keywords:

Fruit firmness, pomegranate peel extract, sensory evaluation, weight loss percentage.

### ABSTRACT

Currently, the use of chemicals is reduced due to environmental problems and their negative impacts on human health. Besides, their use has been prohibited in some cases. Postharvest decay caused by fungal pathogens is one of the most important challenges facing the fresh citrus industry. So, the use of pomegranate peel extract (PPE) at the concentrations of 0, 33, 50, and 100% were used to reduce decay and maintain the postharvest qualitative characteristics of mandarin fruit. After treatment with PPE, the fruits were stored for 20 days. Traits such as weight loss, decay percentage, total soluble solids, total acidity, fruit firmness, color index, and sensory evaluation were investigated every five days. The lowest weight-loss percentage (14.71 %) was obtained for the fruits treated with 100% PPE as compared with the untreated fruits (42.28%). The fruits treated with PPE maintained firmness compared with the untreated fruits. The fruits treated with PPE showed the lowest acidity reduction at the end of the storage period. At the end of the storage period, the fruits treated with 100% PPE and the untreated fruits showed the lowest and highest fruit decay (16.3% and 39.6%), respectively. The results showed that the application of PPE increased the overall acceptance of panelists from the treated samples. By increasing the concentrations of PPE to 100%, all sensory parameters were improved and could gain a better acceptance by panelists. The highest level of utility and final acceptance in pomegranate peel-treated fruits were obtained at 100%. The untreated fruits showed a lower overall acceptance rate. The findings showed that the postharvest application of PPE improved the qualitative characteristics and sensory properties, so it is recommended to use 100% PPE to reduce the decay and extend the postharvest storage of mandarin.

### Introduction\*

Citrus fruits are physiologically non-climacteric and have a very low rate of postharvest respiration and ethylene production (Kharchoufi et al., 2018). Due to its watery skin, they are prone to be damaged by physical, physiological, and pathological factors. Physical injuries including wounding and abrasion during harvesting, handling, packing, and storing, lead to the penetration of microbial agents into the

tissue and microbial contamination of the fruit during storage. The green mold infection caused by the fungal pathogen *Penicillium digitatum* is the main postharvest disease in citrus fruits (Palou et al., 2015).

The use of waxes to coat citrus fruits has a long history, but most of the used waxes are based on the chemical synthetics, such as oxidized polyethylene, ammonia, or morpholine, and they sometimes contain fungicidal compounds that are dangerous to humans (Khorram et al., 2017). Therefore, ecofriendly

\* Corresponding author's email: [m.h.farahi@iauyasooj.ac.ir](mailto:m.h.farahi@iauyasooj.ac.ir)

alternative strategies have been developed to preserve fruits and are considered as human safety requirements, followed by the recent increasing consumer tendencies toward the consumption of more natural and healthier food products (Sandhya et al., 2018). Pomegranate peel extract (PPE) clearly has more capacity to inhibit hydroxyl and peroxy radicals. A considerable amounts of bioactive compounds are also present in its non-edible portions such as peel (Ismail et al., 2012). The ellagitannin and phenolic acids in the pomegranate peel have antibacterial and antifungal activity (Sandhya et al., 2018). Numerous research studies have been investigated the screening of plant extracts for new antifungal compounds, which can be applied to control postharvest diseases (Gatto et al., 2011). The edible coating with PPE has been applied to inhibit the contamination and to keep safe some fruits such as guava (Nair et al., 2018) and citrus (Kharchoufi et al., 2018; Taherpour et al., 2020). The antifungal effect of PPE on the control of *Penicillium digitatum* was investigated by Tayel et al. (2009). The results showed that the use of PPE controlled the green rot caused by *Penicillium digitatum* in citrus. In another study on concentrated PPE, high concentrations of phenols have been reported and its use has been suggested against fungal plant pathogens (Romeo et al., 2015).

The present research aimed to develop safer and eco-friendly alternative strategies for replacing synthetic additives with natural substances in postharvest fruits. Therefore, the research was conducted to develop PPE formulations on the quality and shelf life of mandarin fruits during cold storage.

## Material and Methods

### Fruit sample preparation

The mandarin fruits (*Citrus reticulata* var. Kharo) used in present study were purchased from a commercial garden located at Choram, Kohgiluyeh, and Boyer-Ahmad province, Iran, and were immediately transported to the postharvest laboratory of Islamic Azad University, Yasooj Branch. In the laboratory, the fruits were categorized in terms of size and uniformity. Then, the damaged and non-uniform fruits were removed and the healthy fruits with the same size and color were retained for the treatments. After washing with tap water, the fruits were rinsed and superficially dried. The mandarin fruits were, then, immersed in the PPE formulations in three replicates. The formulations included control (C), 33% pomegranate peel extract (33% PPE), 50% pomegranate peel extract (50% PPE), and 100% pomegranate peel extract (100% PPE).

### Preparation of pomegranate peel extract (PPE)

The pomegranate fruits (*Punica granatum* L.)

were purchased from a local market and were washed with distilled water, peeled, and their edible sections were carefully separated. Then, they were air-dried in an oven at 40 °C and 32 ± 4% RH for 48 h until they reached a constant weight (the moisture content of the dried peel was 13.3%). The dried peels were stored at -70 °C until usage. Before treatments, they were milled into a fine powder by an electric blender (Philips, HR 2815, Japan) and passed through a sieve with an aperture size of 470 µm. The dried powder (100 g) was suspended in 800 mL of double distilled water at 40 °C and shaken at room temperature for 24 h as described by Taherpour et al. (2020). The PPE extract was filtered through a Whatman No. 2 filter paper for the removal of peel particles.

### Fruit decay

Shafiee et al. (2010) method was used to determine the fruit decay. The observations were categorized on a scale of 0–4, where 0 = normal (no decay), 1 = trace (up to 5% affected surface), 2 = slight (5–20% affected surface), 3 = moderate (20–50% affected surface), and 4 = severe (>50% affected surface) decay.

### Fruit firmness

The fruit firmness was determined by measuring the maximum force (N) with a texture analyzer (CT-3, Brookfield, USA). The length of compression and the speed of the probe were 3 mm and 1 mm s<sup>-1</sup>, respectively. The amount of force (N) was measured at two points on the surface (Sogvar et al., 2016).

### Weight loss (WL)

The fruits of each treatment were weighed at the beginning of the experiment and also at the certain intervals during the storage, and the percentage of weight loss was calculated based on Eq. 1 (Hosseinfarahi et al., 2020) in which W1 is the weight at day 0 and W2 is the weight at sampling times.

$$\text{Weight loss (\%)} = \frac{w_1 - w_2}{w_1} \times 100 \quad (1)$$

### Titrateable acidity (TA) and total soluble solids (TSS)

A mortar and pestle was used to juice the fruits in order to measure the TA, TSS and pH content. A hand-held refractometer (ATAGO, Japan) was used to determine the TSS (Hadadinejad et al., 2018). TA was determined by titration using 0.1 M NaOH as the citric acid percent. The TA results were expressed as grams of citric acid per 100 ml of mandarin juice. A pH-meter (Metrohm Switzerland) was employed to determine pH (Radi et al., 2017)

### Color measurement

The fruit peel color parameters *L\**, *a\** and *b\** were measured using a Konika-Minolta Chroma-

meter (CR400, Japan) to assess the external color:  $L^*$  for the lightness from black (0) to white (100),  $a^*$  from green (-) to red (+), and  $b^*$  from blue (-) to yellow (+). The color analysis was conducted at four points of the mandarin surface, and the mean values were recorded (Hosseinifarahi et al., 2020).

### Sensory evaluation

The sensory evaluation of the fruits was performed using a test panel composed of 10 trained panelists. The panelists evaluated the quality parameters, such as taste, color, aroma, and overall acceptance (Martínez-Romero et al., 2008) based on a 5-point scale (5 to 1) in which 5 = extremely liked (very characteristic of the fruit), 4 = moderately liked, 3 = neither liked nor disliked, 2 = moderately disliked, and 1 = extremely disliked.

### Statistical analysis

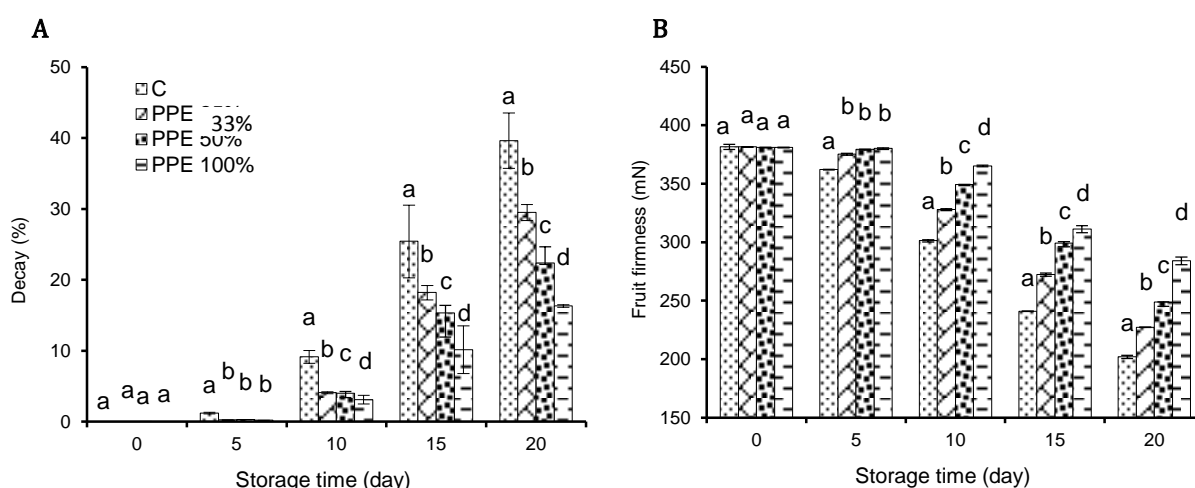
The experiment was conducted based on a complete randomized design (CRD). Then, two-way variance analysis was applied in SAS (ver. 9.2) to examine the quality parameters. The difference in the means was determined using

the LSD test at  $P = 0.01$ .

## Results

### Decay and Firmness

Decay (%) was significantly ( $P < 0.005$ ) increased during storage in all treatments and decay in control fruits was more than the treated fruits. At the end of the experiment, the fruits treated with 100% PPE showed the lowest percentage of fruit decay by 16.3% and the untreated fruits showed the highest increase in fruit rot (39.6% compared to the beginning of the experiment) (Fig 1A). Overall, fruit firmness of all treatments was significantly reduced during the storage time ( $p < 0.005$ ) (Fig 1B). Figure 1B displays the firmness of the treated samples as compared with the untreated ones. The statistical analysis revealed a significant difference between PPE applications in maintaining firmness during storage. At the end of the storage period, the fruits treated with 100% PPE had the lowest firmness (25.5% compared to the beginning of experiment) and the untreated fruits showed the highest reduction in firmness (52.7%).

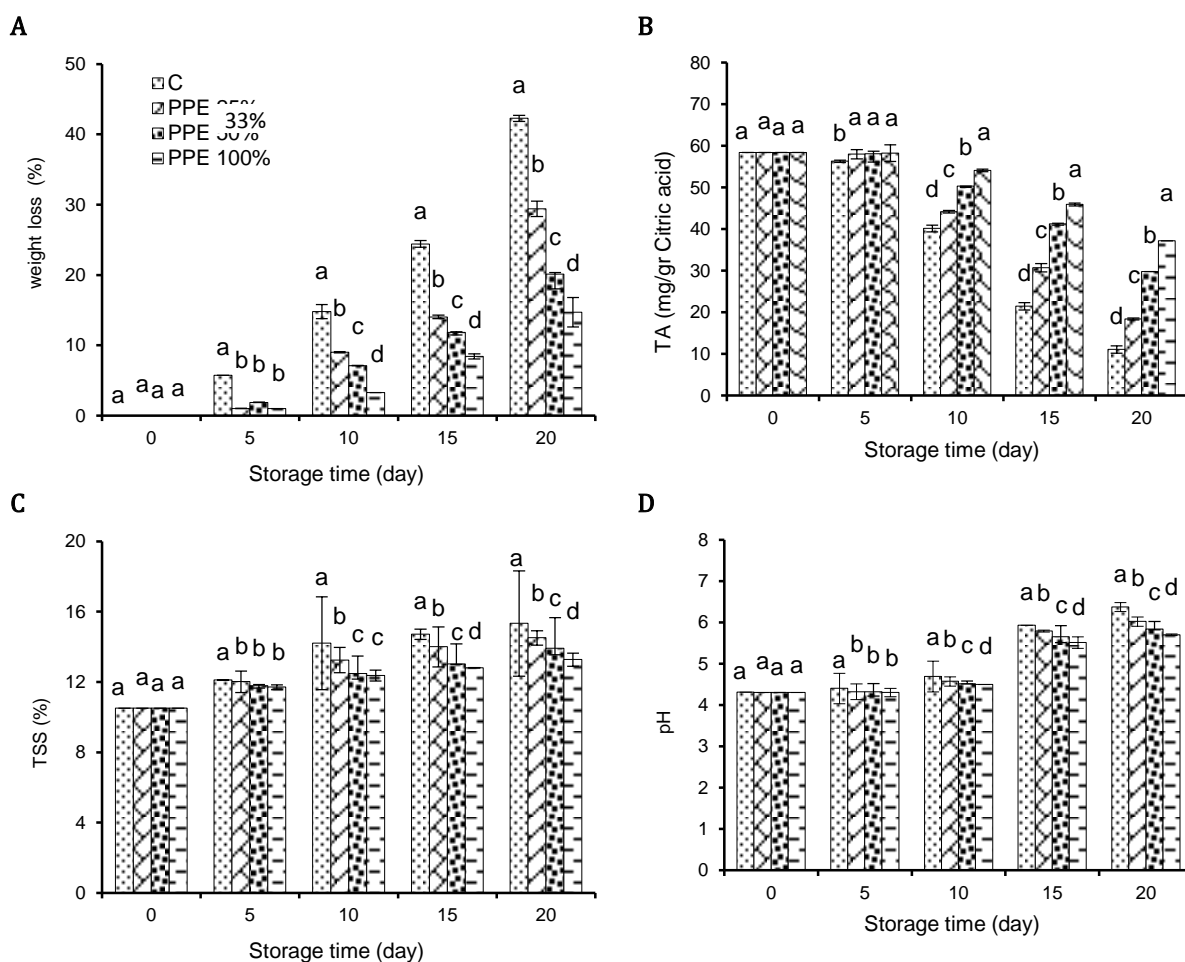


**Fig. 1.** Changes in fruit decay (A) and fruit firmness (B) of mandarin fruits treated with pomegranate peel extract (PPE) during storage.

### Fruit quality (WL, TSS, TA, and pH)

The weight loss is shown in Figure 2A. At the beginning of the experiment, all samples had a similar weight loss percentage and did not have a significant difference ( $P < 0.05$ ). Weight loss was decreased in the PPE-treated fruits in comparison with the control during storage. After 5 days of storage, 100% PPE treatment maintained fruit weight better than the other treatments. The fruits treated with 100% PPE exhibited the lowest weight loss percentage of 14.71% and the untreated fruits exhibited the highest weight loss percentage of 42.28% on day

20. The pattern of changes in total soluble solids, acidity, and pH for all treatments are shown in Figure 2B,C,D. Titratable acidity did not show an obvious difference within the first 5 days of storage in both treated and untreated fruits, but it declined in all of them as approaching the end of the storage period (Fig. 2B). The fruits treated with PPE resulted in greater effectiveness in maintaining TA during storage. PPE treatment resulted in more TA compared with the control fruit. The highest acidity was observed in the fruits treated with 100% PPE and the lowest in the untreated fruits on day 20.

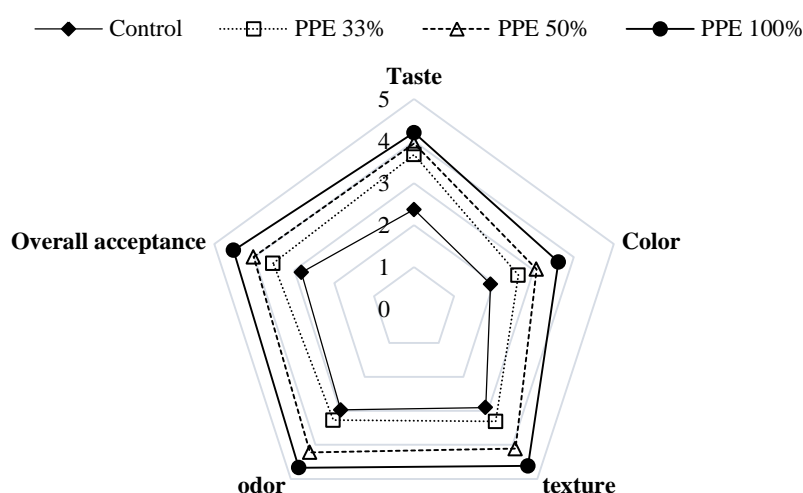


**Fig. 2.** Changes in weight loss (A), titratable acidity (B), total solids solid (C), and pH (D) in the mandarin fruits treated with pomegranate peel extract (PPE) during storage.

In the early stages of storage, no significant difference was observed in the TSS content, but it then started to increase although the TSS content of the fruits treated with PPE was decreased more quickly than the control (Fig. 2C). The application of PPE reduced the increasing trend of soluble solids. On day 20, the highest percentage of soluble solids (15.33%) was observed in the untreated fruits and the lowest (13.27%) was detected in the fruits treated with 100% PPE. pH was significantly increased during storage in all treated and control fruits (Fig. 2D). With increasing fruit storage time, the pH of the fruit juice was increased, but this amount was lower in the fruits treated with PPE. The application of PPE reduced the pH of the fruit juice compared to the untreated fruits. After 20 days of storage, the highest pH was recorded in the untreated fruits and the lowest in the fruits treated with PPE.

### Color

The color indices of mandarin fruits, which are important quality parameters, are shown in Figure 3. The results for the  $L^*$  index are shown in Table 1. The color index  $L^*$ , which indicates the intensity of light, increased during storage. This increase was greater in the fruits treated with PPE than the untreated fruits. At the end of the storage period, the highest light intensity was observed in the fruits treated with 100% PPE and the lowest in the untreated fruits. Color index  $a^*$ , which indicates green to red color, showed a trend similar to index  $L^*$  so that the highest amount of  $a^*$  was observed in the fruits treated with PPE and the lowest in the untreated fruits (Table 1). Color index  $b^*$  was also increased during the storage period so that the highest amount of  $b^*$  was observed in the untreated fruits and the lowest in the fruits treated with PPE (Table 1).



**Fig. 3.** The effect of pomegranate peel extract (PPE) on organoleptic properties of the mandarin fruits at the end of the storage period

### Sensory evaluation

Figure 3 depicts the effects of PPE treatments on the organoleptic sensory and acceptance parameters of mandarin fruits. PPE maintained the fruit color, taste, and aroma at an acceptable level until day 20 of storage. The untreated fruits had low sensory values for organoleptic sensory.

By increasing the concentration of PPE, all sensory indicators were improved and gained better acceptance by the panelists. The highest desirability and final acceptance were obtained in the fruits treated with 100% PPE. In addition, PPE did not have undesirable effect on the mandarin fruit.

**Table 1.** Effect of different concentrations of pomegranate peel extract (PPE) on the skin color indices ( $L^*$ ,  $a^*$  and  $b^*$ ) of mandarin during the ordinary storage period

	0	5	10	15	20
$a^*$					
Control	0.08± 0.0a	3.41± 0.91c	6.30 ± 0.0c	9.50 ± 2.31c	12.60± 0.02d
PPE 33%	0.08± 0.0a	4.52 ± 0.01b	8.11 ± 0.0b	11.02 ± 0.1b	14.20± 0.67c
PPE 50%	0.08± 0.0a	6.8 ± 0.14a	9.58 ± 0.08a	13.58 ± 0.0a	16.92± 0.0b
PPE 100 %	0.08± 0.0a	6.92± 0.37a	9.50 ± 0.12a	13.92 ± 0.08a	17.23± 0.14a
$b^*$					
Control	13.11± 0.0a	20.01 0.6a	29.11± 0.02a	37.10± 0.0a	46.18± 0.0a
PPE 33%	13.11± 0.0a	15.24 0.0b	22.5 ± 0.37b	32.41± 0.11b	38.01± 0.0b
PPE 50%	13.11± 0.0a	13.99 0.18c	18.37± 0.51c	22.08± 0.19c	32.62± 0.1c
PPE 100 %	13.11± 0.0a	13.51 0.01c	16.28± 0.29d	20.31± 0.3d	27.11± 0.90d
$L^*$					
Control	34.12± 0.0a	36.18± 0.28b	37.11± 0.01c	37.14± 0.02c	40.02± 0.0d
PPE 33%	34.12± 0.0a	36.92± 0.14b	38.02± 0.06b	8.22 ± 0.12b	41.39± 0.0c
PPE 50%	34.12± 0.0a	37.27± 0.33a	39.0± 0.0a	39.08± 0.14a	43.04± 0.61b
PPE 100 %	34.12± 0.0a	37.62 ± 0.01a	39.18± 0.0a	39.31± 0.67a	44.09± 0.37a

Values are mean ± standard deviation. Different letters within the same column in each treatment indicate a significant difference ( $p < 0.05$ ).

### Discussion

The treated samples showed a significant low amount of decay compared to the control sample. These findings are in agreement with the findings obtained in previous studies (Nicosia et al., 2016; Osorio et al., 2010; Taherpour et al.,

2020). Salahvarzi et al. (2011) and Tehranifar et al. (2011) demonstrated the antimicrobial effect of PPE with regard to phenolic compounds in pomegranates. Fruits lose their weight due to dehydration or biological changes. The low weight loss of the treated fruits could be due to the effect of PPE as an efficient form of water-

vapor barrier and O<sub>2</sub> uptake restrictor. It is suggested that the water vapor permeability of fruits and vegetables decreases due to the hydrophobic property of the PPE (Nair et al., 2018). Our results for weight loss are in agreement with studies on citrus (Taherpour et al., 2020) and guava (Nair et al., 2018). The results of the treatment of grapes with grapefruit seed extract also showed that the treated fruits experienced lower weight loss than the control. Essential oils act as a barrier between the fruit and the environment, thus reducing external exchanges and ultimately preventing the loss of fruit juices (Xu et al., 2009).

The untreated fruits showed the highest weight loss during storage, so their soluble solids increased at the end of the experiment. But, the fruits treated with PPE showed the lowest amount of soluble solids because the coating prevented weight loss. During ripening, an increase in soluble solids increases with decreasing acidity due to acid metabolism and the breakdown of starch into simple sugars during storage. Similar results have been reported as to the reduction of the increasing trend of soluble solids in guava fruits coated with chitosan enriched with pomegranate peel extract (Nair et al., 2018). One of the reasons for the increase in soluble solids during storage is the weight loss and water loss from the fresh produce (van Meeteren and Aliniaiefard, 2016) and the concentration of fruit juice during storage, which have led to an increase in the concentration of soluble solids (Sayari et al., 2009; Vieira et al., 2016). Also, the increase in soluble solids can be due to the further hydrolysis of fruit starch to hexose sugars (Larrigaudiere et al., 2002).

Also, the acidity decreased with increasing storage time, but this decreasing trend in fruits treated with PPE was less than the untreated fruits. In fact, the use of PPE slowed down the process of reducing acidity. The TA usually decreases during storage due to the consumption of organic acids in the respiration process (Gol et al., 2015). Acidity increased at a slower pace in the untreated fruits during storage which could be related to the increase in respiration in the untreated fruits due to high caries and increased ethylene production, both of which caused the consumption of fruit organic acids and reduced acidity. The decomposition of organic acids during fruit ripening depends on the rate of respiration because these acids are used in the enzymatic activity of respiration (Nafussi et al., 2001).

Skin color is a more important attribute in determining fruit quality (Nair et al., 2018). According to our results, PPE formulations showed significant differences in lightness ( $L^*$ ) among them, but 100% PPE showed significantly higher lightness during storage compared to the untreated fruits. A similar result was reported by Taherpour et al. (2020) in sweet lemon fruits

coated with PPE with sodium alginate. The use of PPE increased the color index  $L^*$ , which indicates the intensity of light, and the color index  $a^*$ , that indicates the intensity of green to red. However, the use of PPE prevented the increase in color index  $b^*$ , which indicates blue-yellow (Yagoobi-Soureh et al., 2013). In fact, PPE delayed fruit ripening and reduced chlorophyll degradation to yellow, thereby increasing shelf life. Similar results have been reported in studies on guava (Nair et al., 2018) and lemons (Hosseini Farahi and Haghanifard, 2017).

### Conclusion:

In conclusion, the findings of present study confirm that the application of pomegranate peel extract (PPE) inhibited fruit decay and maintained the mandarin quality in storage. These treatments could retard weight loss, maintain fruit firmness, delay changes in titratable acidity (TA), total soluble solids (TSS), and improved sensory quality. In general, the postharvest use of PPE for quality improvements of mandarin during storage is recommended. Therefore, postharvest use of treatments with PPE could be a promising strategy to maintain the quality of mandarin fruit during ordinary storage and can provide a particular perspective for further biological analysis.

### Conflicts of Interest

The authors declare that they have no conflicts of interest regarding the publication of this paper.

### References

- Gatto M.A, Ippolito A, Linsalata V, Cascarano N.A, Nigro F, Vanadia S, Di Venere, D. 2011. Activity of extracts from wild edible herbs against postharvest fungal diseases of fruit and vegetables. *Postharvest Biology and Technology* 61, 72–82.
- Gol N.B, Chaudhari M.L, Rao T.R. 2015. Effect of edible coatings on quality and shelf life of carambola (*Averrhoa carambola* L.) fruit during storage. *Journal of Food Science and Technology* 52(1), 78–91.
- Hadadinejad M., Ghasemi K and Mohammadi A. 2018. Effect of storage temperature and packaging material on shelf life of thornless blackberry. *International Journal of Horticultural Science and Technology*. 5(2): 265-275.
- Hosseini Farahi M, Haghanifard Z. 2017. Effects of aloe vera gel, salicylic acid and hot water on fruit decay and quality properties of sweet lemon fruit during storage. *Journal of Crop Production and Processing* 7 (3):63-78.
- Hosseinifarahi M, Jamshidi E, Amiri S, Kamyab F, Radi, M. 2020. Quality, phenolic content, antioxidant activity, and the degradation kinetic of some quality parameters in strawberry fruit coated with salicylic acid and Aloe vera gel. *Journal of Food Processing and Preservation* e14647.
- Ismail T, Sestili P, Akhtar S. 2012. Pomegranate peel

and fruit extracts: a review of potential anti-inflammatory and anti-infective effects. *Journal of Ethnopharmacology* 143(2), 397-405.

Kharchoufi S, Parafati L, Licciardello F, Muratore G, Hamdi M, Cirvilleri G, Restuccia C. 2018. Edible coatings incorporating pomegranate peel extract and biocontrol yeast to reduce *Penicillium digitatum* postharvest decay of oranges. *Food Microbiology* 74, 107-112.

Khorram F, Ramezani A, Hosseini S.M.H. 2017. Shellac, gelatin and Persian gum as alternative coating for orange fruit. *Scientia Horticulturae* 225, 22-28.

Larrigaudiere C, Pons J, Torres R, Usall J. 2002. Storage performance of clementines treated with hot water, sodium carbonate and sodium bicarbonate dips. *The Journal of Horticultural Science and Biotechnology* 77(3): 314-319.

Martínez-Romero D, Alburquerque N, Valverde J.M, Guillen F, Castillo S, Valero D, Serrano M. 2008. Postharvest sweet cherry quality and safety maintenance by Aloe vera treatment: A new edible coating. *Postharvest Biology and Technology* 39, 93-100.

Nafussi B, Ben-Yehoshua S, Rodov V, Peretz J, Ozer B.K, D'hallewin G. 2001. Mode of action of hot-water dip in reducing decay of lemon fruit. *Journal of Agricultural and Food Chemistry* 49(1): 107-113.

Nair M, Saxena S.A, Kaur C. 2018. Effect of chitosan and alginate based coatings enriched with pomegranate peel extract to extend the postharvest quality of guava (*Psidium guajava* L.). *Food Chemistry* 240, 245-252.

Nicosia M.G.L.D, Pangallo S, Raphael G, Romeo F.V, Strano M.C, Rapisarda P, Droby S, Schena L. 2016. Control of postharvest fungal rots on citrus fruit and sweet cherries using a pomegranate peel extract. *Postharvest Biology and Technology* 114, 54-61.

Osorio E, Flores M, Hernández D, Venturab J, Rodríguez R, Aguilarb C.N. 2010. "Biological Efficiency of Polyphenolic Extracts from Pecan Nuts Shell (*Carya illinoensis*), Pomegranate Husk (*Punica Granatum*) and Creosote Bush Leaves (*Larrea Tridentata* Cov.) against Plant Pathogenic Fungi." *Industrial Crops and Products* 31(1), 153-57.

Palou L, Valencia-Chamorro S, Pérez-Gago B. 2015. Antifungal Edible Coatings for Fresh Citrus Fruit: A Review. *Coatings* 5, 962-986.

Radi M, Firouzi E, Akhavan H, Amiri, S. 2017. Effect of gelatin-based edible coatings incorporated with Aloe vera and black and green tea extracts on the shelf life of fresh-cut oranges. *Journal of Food Quality* 1, 1-10.

Romeo F.V, Ballistreri G, Fabroni S, Pangallo S, Li Destri Nicosia M.G, Schena L, Rapisarda P. 2015. Chemical characterization of different sumac and pomegranate extracts effective against *Botrytis cinerea* rots. *Molecules* 20, 11941-11958.

Rongai D, Pulcini P, Pesce B, Milano F. 2017. Antifungal activity of pomegranate peel extract against fusarium wilt of tomato. *The European Journal*

of Plant Pathology 147,229-238.

Salahvarzi Y, Tehranifar A, Jahanbakhsh V. 2011. Relation of antioxidant and antifungal activity of different parts of Pomegranate (*Punica granatum* L.) extracts with its phenolic content. *Iranian Journal of Medicinal and Aromatic Plants Research* 27(1).

Sandhya S, Khamrui K, Prasad W, Kumar M.C.T. 2018. Preparation of pomegranate peel extract powder and evaluation of its effect on functional properties and shelf life of curd. *LWT - Food Science and Technology* 92, 416-421.

Sayari M, Babalar M, Kalantari S, Alizadeh H, Asgari M. 2009. Effects of Salicylic Acid on Chilling Resistance and Phenylalanine Ammonia Lyase Activity in 'Malase Saveh' Pomegranate (*Punica granatum*) during Cold Storage. *Iranian Journal of Horticultural Science* 40(3): 21-28.

Shafiee M, Taghavi T.S, Babalar M. 2010. Addition of salicylic acid to nutrient solution combined with postharvest treatments (hot water, salicylic acid, and calcium dipping) improved postharvest fruit quality of strawberry. *Scientia Horticulturae* 124(1), 40-45.

Sogvar O.B, Saba M, Emamifar A, Hallaj R. 2016. Influence of nano-ZnO on microbial growth, bioactive content and postharvest quality of strawberries during storage. *Innovative Food Science and Emerging Technologies* 35 168-176.

Taherpour L, Hosseinifarahi M, Radi M. 2020. Application of Pomegranate Peel Extract (PPE) with Sodium Alginate (Alg-Na) Coating on Fruit Decay Control and Quality Postharvest of Sweet Lemon Fruit cv Mahali. *Food Technology and Nutrition* 17 (3),108-122.

Tayel A.A, El-Baz A.F, Salem M.F, El-Hadary M.H. 2009. Potential applications of pomegranate peel extract for the control of citrus green mould. *Journal of Plant Diseases and Protection* 116(6), 252-256.

Tehranifar A, Selahvarzia Y, Kharrazia M, Bakhshb V.J. 2011. High potential of agro-industrial by-products of pomegranate (*Punica granatum* L.) as the powerful antifungal and antioxidant substances. *Industrial Crops and Products* 34, 1523-1527.

van Meeteren U, Aliniaefard S. 2016. Stomata and postharvest physiology. *Postharvest ripening physiology of crops*, 1, 157.

Vieira JM, Flores-Lopez M.L, Rodriguez D.J, Sousa M.C, Vicente A.A, Martins J.T. 2016. Effect of chitosan-Aloe vera coating on postharvest quality of blueberry (*Vaccinium corymbosum*) fruit. *Postharvest Biology and Technology* 116: 88-97.

Xu W.T, Peng X, Luo Y, Wang J, Guo X, Huang K. 2009. Physiological and biochemical responses of grapefruit seed extract dip on 'Redglobe' grape. *LWT-Food Science and Technology* 42 (2): 471-476.

Yagoobi-Soureh A.M, Alizadeh-Khaled Abad A, Rezazad Bari M. 2013. Application of image processing for determination of L\*, a\* and b\* indices in color measurement of foods. *Journal of Food Research* 23(3): 411-422.

**COPYRIGHTS** ©2021 The author(s). This is an open access article distributed under the terms of the Creative Commons Attribution (CC BY 4.0), which permits unrestricted use, distribution, and reproduction in any medium, as long as the original authors and source are cited. No permission is required from the authors or the publishers

